

Scaled data based on original data using
LM-79-08 Approved Method: Electrical and Photometric Measurements of Solid-
State Lighting Products

Test Report Prepared for
Cooper Lighting Solutions
(formerly Eaton)

Brand: McGRAW-EDISON

Report Number: P939450

Luminaire Tested: **GALN-SB2A-760-U-5WQ**

Issue Date: 1/21/2025

Test Information

Test Method: LM-79-08
Report Number: P939450
TEST IS SCALED FROM IESNA LM-79-08 TEST DATA (G2-2405-108-1)
Test Lab: INNOVATION CENTER
Issue Date: 1/21/2025
Manufacturer: COOPER LIGHTING SOLUTIONS (FORMERLY EATON)
Product Line: McGRAW-EDISON
Catalog Number: GALN-SB2A-760-U-5WQ
Description: GALLEON AREA AND ROADWAY HIGH DENSITY LED LUMINAIRE
(2) 70 CRI, 5700K, 350mA LIGHTSQUARES WITH 26 LEDS EACH AND TYPE V WIDE OPTICS
Light Source: -
Ballast/Driver: -

Summary

Lumens per Lamp: N/A
Luminaire Lumens: 9600 lumens
Efficiency: N/A
Efficacy: 167.5 lumens/watt
Luminous Opening: Rectangular (W 0.5' x L: 1' x H: 0')
IES Classification: Type V - Short
BUG Rating: B4 - U0 - G2

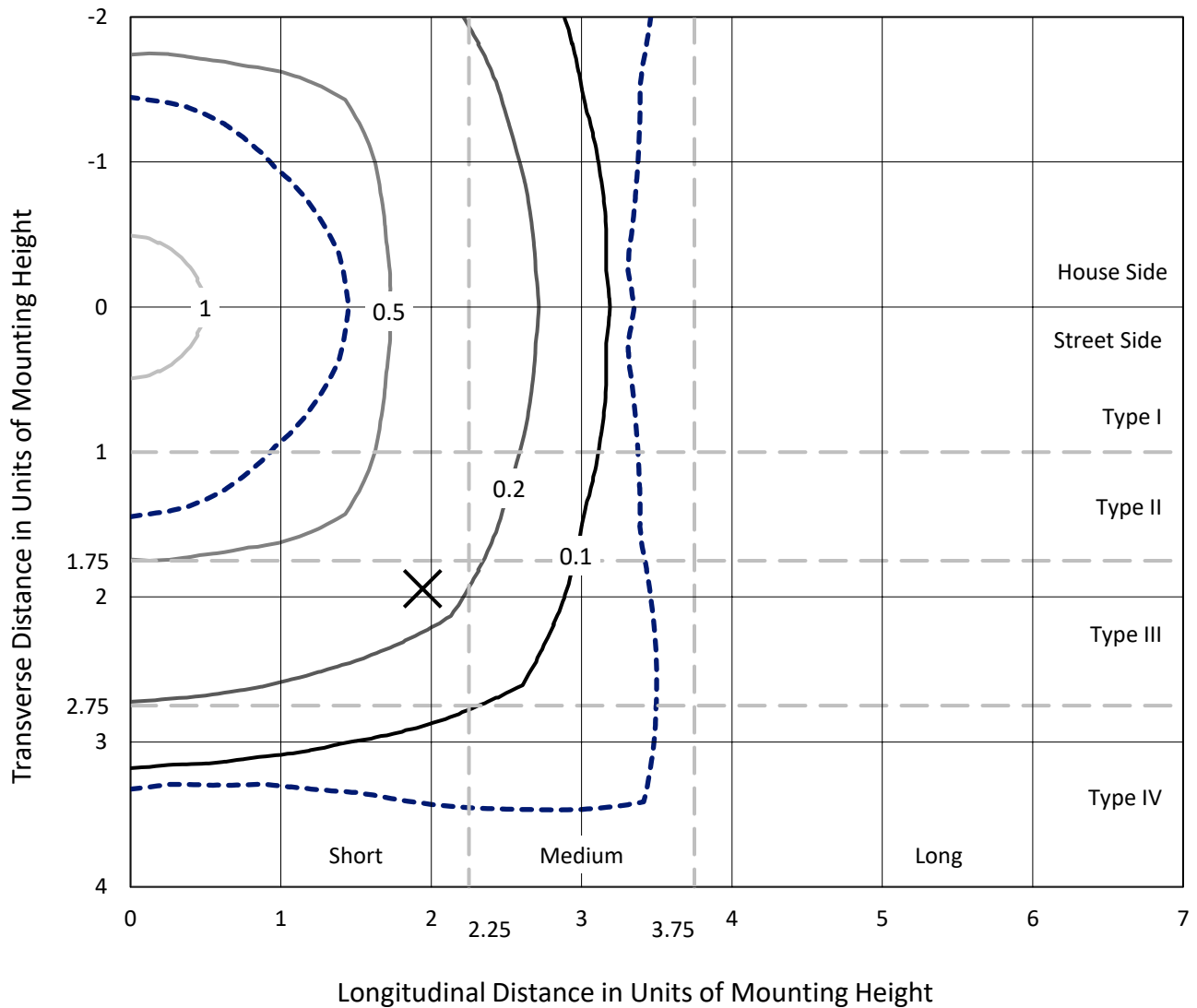
Input Watts (W): 57.3
Input Voltage (V): NR
Input Current (Ain): NR
Voltage Rise (V): NR
Power Factor: NR
Total Harmonic Distortion (THDi): NR
Frequency (hertz): 60
Stabilization Time: NR
Operation Time: NR
Ambient Temperature (°C): NR
Test Distance: 24 FT



REPORT NUMBER: P939450
 CATALOG NUMBER: GALN-SB2A-760-U-5WQ

Iso-Footcandle Lines of Horizontal Illumination

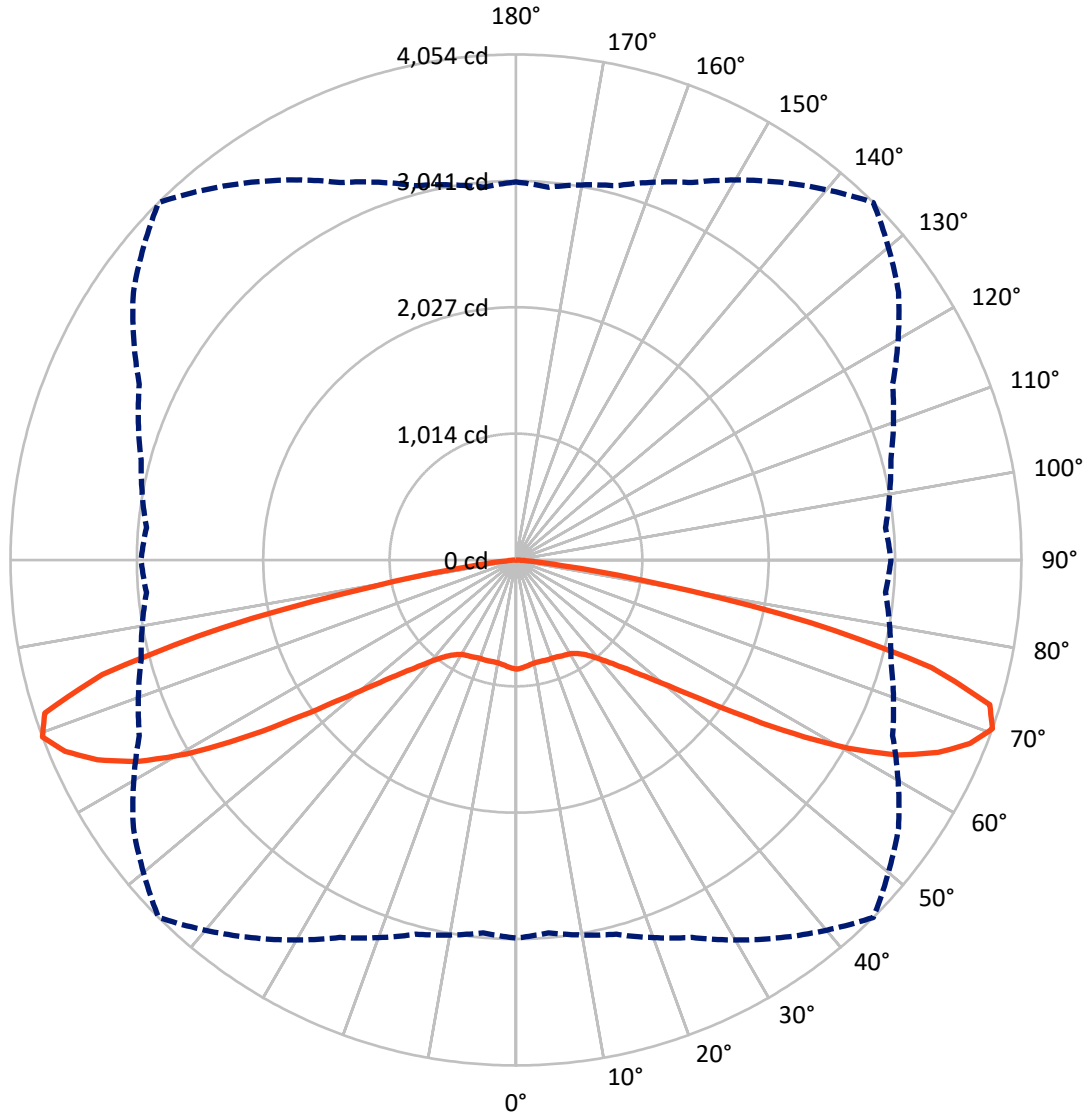
✕ Max cd
 - - - 1/2 Max cd



Based on 25 foot mounting height. Maximum calculated value = 1.4 fc
 Type V - Short - N/A

REPORT NUMBER: P939450
CATALOG NUMBER: GALN-SB2A-760-U-5WQ

Luminous Intensity Polar Plot



— Vertical Plane Through 45-Deg Lateral - - - Horizontal Cone Through 70-Deg Vertical

REPORT NUMBER: P939450
 CATALOG NUMBER: GALN-SB2A-760-U-5WQ

FLUX DISTRIBUTION:

		Downward	Upward	Total
House Side	Lumens	4800.0	0.0	4800.0
	% Fixture	50.0	0.0	50.0
Street Side	Lumens	4800.0	0.0	4800.0
	% Fixture	50.0	0.0	50.0
Total	Lumens	9600.0	0.0	9600.0
	% Fixture	100.0	0.0	100.0

Coefficient of Utilization

ZONAL LUMENS:

Zone	Lumens	% Fixture
0°-10°	81.5	0.8
10°-20°	239.2	2.5
20°-30°	398.0	4.1
30°-40°	602.0	6.3
40°-50°	1000.3	10.4
50°-60°	1887.6	19.7
60°-70°	3187.3	33.2
70°-80°	2094.4	21.8
80°-90°	109.7	1.1
90°-100°	0.0	0.0
100°-110°	0.0	0.0
110°-120°	0.0	0.0
120°-130°	0.0	0.0
130°-140°	0.0	0.0
140°-150°	0.0	0.0
150°-160°	0.0	0.0
160°-170°	0.0	0.0
170°-180°	0.0	0.0
0°-90°	9600.0	100.0
0°-180°	9600.0	100.0



REPORT NUMBER: P939450

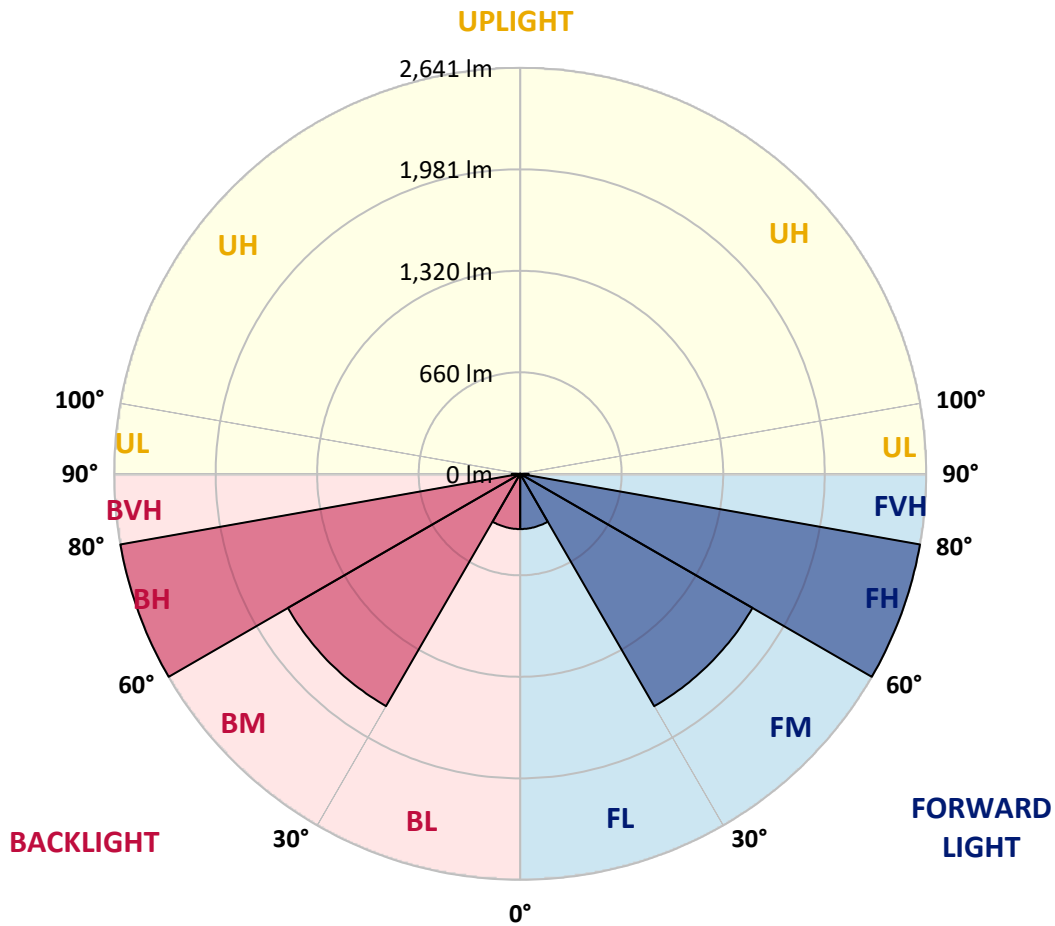
CATALOG NUMBER: GALN-SB2A-760-U-5WQ

LUMINAIRE CLASSIFICATION SYSTEM LUMEN TABLE AND BUG RATING:

Zone	Lumens	% Fixture	Zone Rating/Lumen Limit		
			B	U	G
FL (0°-30°)	359.4	3.7			
FM (30°-60°)	1745.0	18.2			
FH (60°-80°)	2640.8	27.5			G2/5000
FVH (80°-90°)	54.9	0.6			G1/100
BL (0°-30°)	359.4	3.7	B1/500		
BM (30°-60°)	1745.0	18.2	B2/2500		
BH (60°-80°)	2640.8	27.5	B4/5000		G2/5000
BVH (80°-90°)	54.9	0.6			G1/100
UL (90°-100°)	0.0	0.0		U0/0	
UH (100°-180°)	0.0	0.0		U0/0	

BUG Rating: B4-U0-G2

Type V Short



REPORT NUMBER: P939450
 CATALOG NUMBER: GALN-SB2A-760-U-5WQ

CANDELA DISTRIBUTION (FULL):

	0°	5°	15°	25°	35°	45°	55°	65°	75°	85°
0°	875.7	875.7	875.7	875.7	875.7	875.7	875.7	875.7	875.7	875.7
2.5°	870.2	872.7	871.7	869.7	869.7	868.2	869.7	870.7	872.2	873.2
5°	858.7	860.7	860.2	858.7	859.2	857.7	858.7	860.2	861.2	861.7
7.5°	848.8	850.8	849.8	847.3	847.3	845.8	846.3	847.8	849.3	849.8
10°	846.3	848.3	845.3	841.3	839.8	837.8	838.3	839.8	842.8	844.3
12.5°	847.3	848.8	845.8	839.8	838.3	836.3	836.3	837.8	841.8	843.8
15°	850.3	851.8	847.3	840.8	839.3	837.8	837.3	839.3	843.8	847.3
17.5°	855.8	857.3	850.3	841.3	839.3	839.8	839.3	840.8	847.8	854.3
20°	860.7	861.7	852.3	841.3	839.3	839.8	839.3	842.3	851.3	860.2
22.5°	862.2	863.2	854.3	844.8	843.3	843.8	843.3	846.3	854.8	863.7
25°	862.7	864.2	857.3	849.8	852.3	853.3	852.3	852.8	859.2	867.2
27.5°	870.2	872.2	865.7	859.2	860.7	860.2	861.7	863.2	868.2	876.2
30°	885.7	887.2	881.7	875.2	874.2	870.7	875.2	880.2	885.7	892.7
32.5°	911.1	914.1	907.1	900.2	895.7	893.7	897.2	905.7	913.1	920.6
35°	953.6	955.6	949.1	936.1	928.1	928.1	931.1	942.1	954.1	963.5
37.5°	1013.4	1015.9	1004.5	989.0	977.0	977.0	981.0	992.5	1010.4	1023.9
40°	1086.3	1089.8	1075.3	1059.3	1047.9	1045.9	1050.9	1063.8	1080.8	1097.8
42.5°	1174.1	1178.1	1159.1	1145.2	1136.2	1136.2	1138.7	1150.7	1166.1	1187.1
45°	1286.4	1293.4	1267.4	1253.4	1245.0	1247.0	1248.5	1258.9	1272.9	1296.9
47.5°	1420.1	1427.1	1399.6	1385.2	1383.7	1393.2	1387.2	1394.7	1402.1	1429.6
50°	1571.8	1583.8	1564.8	1563.8	1566.8	1584.3	1570.3	1574.3	1565.8	1583.3
52.5°	1757.4	1774.9	1771.4	1777.4	1810.8	1846.7	1814.8	1800.8	1768.9	1774.4
55°	1982.5	2008.9	2013.9	2049.8	2125.7	2199.0	2131.2	2074.8	2006.9	1994.4
57.5°	2238.4	2259.4	2283.3	2356.7	2498.4	2628.6	2498.4	2373.7	2266.9	2241.4
60°	2513.9	2539.8	2562.8	2671.1	2881.6	3064.7	2877.6	2679.5	2538.3	2503.9
62.5°	2809.8	2843.2	2859.2	2979.4	3224.9	3443.5	3228.4	2988.4	2831.7	2794.8
65°	3093.7	3121.1	3139.1	3267.3	3501.9	3720.9	3517.8	3281.3	3120.1	3071.7
67.5°	3225.9	3240.9	3284.8	3430.0	3677.5	3927.5	3719.4	3445.5	3265.3	3180.5
70°	3032.3	3001.9	3107.7	3340.2	3698.5	4054.2	3746.4	3333.2	3112.6	2974.9
72.5°	2343.2	2290.8	2474.5	2872.1	3458.9	3973.4	3482.9	2894.6	2588.7	2309.3
75°	1274.9	1215.5	1469.0	1972.0	2758.4	3444.0	2821.7	2028.4	1635.7	1265.4
77.5°	359.8	337.3	541.9	954.1	1659.1	2418.1	1723.0	975.0	642.7	381.2
80°	110.3	106.8	144.7	287.4	704.6	1158.1	677.1	290.9	184.1	116.3
82.5°	65.4	59.9	71.9	104.8	179.6	363.8	174.6	109.3	87.8	58.9
85°	37.4	34.9	42.4	50.9	60.4	77.3	50.4	51.9	46.9	31.4
87.5°	15.5	14.0	16.5	16.0	14.0	18.0	13.5	16.0	19.0	12.5
90°	0.0	0.0	0.0	0.0	0.0	0.0	0.0	0.0	0.0	0.0

(END C

90°
875.7
872.7
861.7
849.8
844.3
844.3
847.8
854.3
860.7
863.7
866.7
874.2
891.2
917.6
960.0
1018.9
1092.3
1185.6
1295.9
1421.6
1572.8
1755.9
1975.0
2223.5
2474.0
2764.9
3047.8
3181.5
3007.9
2378.6
1347.8
423.6
122.7
63.9
32.9
11.5
0.0

OF REPORT)